


AI-POWERED STUDENT ASSESSMENT: A CNN-DRIVEN APPROACH TO ACADEMIC MONITORING AND PARENT ENGAGEMENT

Kapil Kumar ¹, Himanshu ¹, Piyush Sharma ¹, Shefali Madan ¹

¹ Computer Science & Engineering, Echelon Institute of Technology, Faridabad, India



Received 10 January 2024
Accepted 12 February 2024
Published 29 February 2024

DOI
[10.29121/granthaalayah.v12.i2.2024.6106](https://doi.org/10.29121/granthaalayah.v12.i2.2024.6106)

Funding: This research received no specific grant from any funding agency in the public, commercial, or not-for-profit sectors.

Copyright: © 2024 The Author(s). This work is licensed under a [Creative Commons Attribution 4.0 International License](https://creativecommons.org/licenses/by/4.0/).

With the license CC-BY, authors retain the copyright, allowing anyone to download, reuse, re-print, modify, distribute, and/or copy their contribution. The work must be properly attributed to its author.



ABSTRACT

In the modern educational landscape, effective student monitoring and parental engagement are crucial for academic success. However, traditional approaches such as periodic parent-teacher meetings and paper-based reports often fail to provide timely and actionable insights. These limitations hinder parents from identifying their child's learning gaps early and make it difficult for teachers to maintain consistent communication across large student populations.

To address these challenges, the Student Assessment & Performance (SAP) Tracker leverages Convolutional Neural Networks (CNNs) to analyze and interpret student handwriting, scanned assignments, and exam sheets for automated performance evaluation. By integrating CNN-based image recognition with academic data, the system offers deeper insights into student behavior, comprehension patterns, and learning progress over time. This AI-enhanced assessment enables the early detection of academic struggles and fosters proactive intervention.

Built using a client-server architecture, the SAP Tracker features a Flutter-based frontend and a secure backend, seamlessly integrated with a cloud-based database for real-time data synchronization. This infrastructure ensures scalability, low latency, and accessibility across platforms. The SAP Tracker empowers parents with immediate access to grades, attendance, assignment analytics, and school notifications, strengthening the home-school connection. Ultimately, the system enhances student outcomes through timely support, increased parental involvement, and data-driven educational insights.

1. INTRODUCTION

In the modern educational ecosystem, maintaining an effective communication channel between parents and teachers is essential for fostering student success. The evolution of teaching methodologies and assessment practices has amplified the need for timely academic monitoring and collaborative involvement from both educators and guardians. Despite these advancements, many institutions continue to rely on outdated methods such as periodic report cards and occasional parent-teacher meetings, which often fail to convey a complete and timely picture of a student's academic performance [1]. These traditional approaches can result in a communication gap where a student's academic or behavioral issues may go undetected, leading to diminished academic performance and missed opportunities for early intervention.

The **Student Assessment and Performance (SAP) Tracker**, integrated with **Convolutional Neural Networks (CNNs)**, aims to bridge this communication divide by leveraging advanced machine learning and real-time data tracking technologies. CNNs, typically employed in image and pattern recognition, are utilized here to analyze scanned documents such as handwritten assignments, exam sheets, and report cards, enabling automated performance evaluation [2]. By providing timely feedback and personalized academic insights, the SAP Tracker enhances parental involvement and supports data-driven educational strategies.

The integration of CNNs allows the SAP Tracker to go beyond numeric data and delve into the analysis of visual academic content. This includes identifying errors in written assignments, assessing handwriting for behavioral patterns, and classifying document types for structured storage. As a result, the system does not merely track academic data—it interprets it, making it a more intelligent and responsive solution for modern classrooms [3].

1.1. IMPORTANCE OF REAL-TIME COMMUNICATION IN EDUCATION

Effective parental engagement has consistently been linked to improved academic performance, better student behavior, and increased motivation [4]. However, the ever-growing demands of professional and personal commitments often prevent parents from actively engaging in their child's education. A lack of real-time updates limits parents' ability to provide timely support, which is crucial during a student's formative years. The SAP Tracker addresses this by providing a seamless, always-accessible platform where performance data—grades, attendance, teacher comments, and scanned assessments—are updated instantly and visualized through interactive dashboards.

Recent studies show that students whose parents engage regularly with their academic progress tend to demonstrate stronger cognitive development, better attendance, and enhanced learning outcomes [5]. The use of mobile platforms and real-time notifications in SAP Tracker ensures that parents are alerted to issues such as declining performance or missed assignments before they become significant problems. This immediacy promotes a collaborative approach to education and allows for timely interventions tailored to the student's specific needs.

1.2. LEVERAGING CNN AND CLOUD TECHNOLOGY FOR ASSESSMENT

The integration of CNNs into the SAP Tracker adds a layer of intelligent automation that is especially valuable in digitized learning environments. CNNs excel in recognizing patterns in images and have been successfully applied to document classification, character recognition, and image-based assessment tasks [6]. In this project, CNNs process handwritten assessments to detect correctness, estimate difficulty levels, and provide real-time feedback to both teachers and parents. This automation reduces the manual workload on teachers, increases grading accuracy, and facilitates quicker turnaround times.

Furthermore, the backend of SAP Tracker uses a cloud-based infrastructure—such as Firebase or PostgreSQL—to store and retrieve data in real time. This setup not only ensures high availability and data integrity but also supports secure role-based access for students, parents, and educators. The scalability of cloud solutions

also means the system can be easily deployed across schools or education networks with minimal latency and configuration [7].

1.3. ENHANCING STAKEHOLDER COLLABORATION

One of the core objectives of the SAP Tracker is to facilitate stronger collaboration between all stakeholders in the educational process—teachers, students, and parents. Teachers often struggle to maintain individual communication with each parent, especially in large classrooms. The platform’s automated messaging, performance visualization tools, and integrated chat features ensure that feedback is personalized and efficiently delivered without increasing the teacher’s administrative burden [8].

Students, too, benefit directly by gaining access to their performance analytics. The dashboard highlights individual strengths and weaknesses, tracks progress over time, and sets short-term academic goals. This self-awareness helps build autonomy and encourages students to take an active role in their educational journey. Gamified progress indicators and goal tracking further enhance motivation and foster a competitive, yet collaborative, learning environment [9].

1.4. ADDRESSING EQUITY AND ACCESSIBILITY IN EDUCATION

While the SAP Tracker is a promising step forward in educational technology, challenges surrounding digital equity must be addressed. Unequal access to smartphones, tablets, or high-speed internet could hinder the widespread adoption of such platforms. Therefore, the solution includes offline accessibility features and low-bandwidth data synchronization mechanisms to ensure inclusivity [10].

Security and privacy are also vital components of the platform’s architecture. By employing end-to-end encryption, secure login protocols, and GDPR-compliant data handling policies, the system ensures that sensitive student information remains protected [11]. The system also features audit logs and access management settings, allowing educational institutions to control and monitor data usage in compliance with regulatory standards.

1.5. THE ROLE OF AI AND PREDICTIVE ANALYTICS IN EDUCATION

Artificial Intelligence (AI), particularly when powered by CNNs, can be used to predict future academic performance based on historical data trends. For example, if a student has consistently underperformed in specific subjects, the SAP Tracker can alert educators and parents, recommend supplementary materials, or even suggest peer-to-peer tutoring arrangements [12]. These predictive models help educators intervene early, potentially preventing academic decline and dropout scenarios.

Additionally, the SAP Tracker’s analytics engine offers institutions the ability to evaluate teaching methods and curriculum effectiveness across multiple classrooms. Performance trends across various demographics and time frames help shape policy decisions and refine instructional strategies [13].

The **Student Assessment and Performance (SAP) Tracker**, powered by CNNs and cloud infrastructure, is more than just a monitoring tool—it is a transformative platform designed to elevate the educational experience for students, parents, and teachers alike. By addressing long-standing communication gaps, automating academic analysis, and providing a secure, collaborative space, the

SAP Tracker plays a crucial role in building data-driven, inclusive, and transparent learning environments.

As the global education landscape becomes increasingly digitized, tools like the SAP Tracker will be central to redefining how academic performance is tracked, how early interventions are made, and how collaborative success is achieved. By leveraging the full potential of AI and CNNs, this platform empowers educational stakeholders to not only respond to challenges in real time but also to proactively enhance the learning outcomes of future generations.

2. LITERATURE REVIEW

The integration of artificial intelligence (AI) into education has seen significant growth in recent years, primarily aimed at enhancing learning experiences, streamlining assessment methods, and strengthening parent-teacher-student communication. This literature review explores foundational and contemporary research on student performance monitoring, CNN-based document analysis, AI-driven feedback systems, and parental engagement platforms. The review establishes the academic groundwork upon which the Student Assessment and Performance (SAP) Tracker is developed.

2.1. PARENTAL ENGAGEMENT AND STUDENT PERFORMANCE

Parental involvement has long been recognized as a key factor in improving student academic outcomes. Epstein's theory of overlapping spheres of influence emphasizes that collaboration between school, family, and community environments is central to student success [1]. Studies consistently show that students with actively engaged parents perform better in school, have improved attendance, and exhibit fewer behavioral problems [2]. However, traditional methods of communication, such as parent-teacher meetings and report cards, are often limited by infrequency and logistical constraints [3]. These gaps can delay crucial academic interventions.

With the rise of digital platforms, research has focused on the efficacy of real-time information systems to bridge these communication gaps. For instance, Kraft and Dougherty demonstrated that consistent teacher-family communication through mobile-based updates significantly boosted student engagement and homework completion rates [4]. Digital dashboards and parent portals are increasingly being integrated into educational platforms to provide on-demand access to performance data, which encourages informed and timely parental support [5].

2.2. AI AND CNNs IN EDUCATIONAL ASSESSMENT

AI applications in education have expanded from intelligent tutoring systems to automated essay grading and real-time learning analytics. Among various AI models, Convolutional Neural Networks (CNNs) have proven particularly effective in the classification and analysis of visual content such as handwritten assignments, scanned answer sheets, and report cards [6]. CNNs are widely used for image recognition tasks due to their ability to detect spatial hierarchies in pixel data through convolutional layers, pooling, and non-linear activation functions [7].

LeCun et al.'s early work on CNNs for document recognition laid the foundation for automated assessment systems capable of identifying written characters and symbols with high accuracy [8]. More recent studies have adapted CNNs to

educational use cases, including grading handwritten math answers [9], analyzing student-generated diagrams [10], and classifying homework submissions. These models not only reduce the time teachers spend on manual grading but also ensure consistency and objectivity in assessment.

In the context of the SAP Tracker, CNNs are employed to extract information from student assignments, interpret handwritten text, and evaluate performance patterns over time. A study by Dutta et al. implemented a CNN model to automate scoring of essay-type answers, achieving significant accuracy when benchmarked against human grading [11]. This reinforces the potential of CNNs in large-scale educational deployments, particularly where resource limitations prevent personalized assessment.

2.3. REAL-TIME PERFORMANCE MONITORING SYSTEMS

The ability to monitor and respond to student performance data in real time is a significant advantage of educational technologies. Learning Management Systems (LMS) like Moodle and Blackboard offer rudimentary tracking features, but often lack the granularity required for real-time feedback and parent engagement [12]. More advanced systems incorporate AI modules that can analyze performance trends and predict future academic outcomes.

According to Baker and Inventado, educational data mining techniques—such as decision trees, clustering algorithms, and regression analysis—are used to model student behavior and performance [13]. These systems can identify at-risk students based on behavioral patterns and academic history, enabling early interventions. The SAP Tracker builds on this by integrating CNNs for visual data interpretation and cloud-based analytics engines for real-time reporting.

Another relevant platform, the ASSISTments system, demonstrates the power of combining formative assessment with predictive analytics. By collecting detailed logs of student interactions and applying machine learning models, the system personalizes feedback for both teachers and students [14]. SAP Tracker mirrors this principle by collecting data from handwritten and typed assessments, teacher inputs, and user engagement metrics to construct a comprehensive performance profile.

2.4. EDUCATIONAL DASHBOARDS AND VISUALIZATION TOOLS

Visualization is critical for simplifying complex academic data and enhancing decision-making. Research has shown that well-designed educational dashboards improve comprehension, support collaborative learning, and assist in tracking individual and group progress [15]. Visualization tools can also help parents with limited technical expertise interpret academic trends and engage more meaningfully with their child's education.

Studies by Verbert et al. explored the use of visual analytics in educational dashboards, emphasizing the importance of usability and interactivity [16]. Effective dashboards use graphs, heatmaps, and timelines to represent attendance records, test scores, skill mastery, and other indicators. The SAP Tracker incorporates similar tools to provide dynamic views of student performance and notify users of deviations from normal learning patterns.

Moreover, personalized dashboard components—such as goal tracking and performance forecasts—have been shown to motivate students by giving them ownership of their learning journey [17]. Gamified features like badges and

progress bars further increase user engagement, especially in younger students. The SAP Tracker integrates such elements to make the learning experience more participatory and transparent.

2.5. DATA PRIVACY AND SECURITY IN EDUCATIONAL SYSTEMS

With the adoption of AI-powered platforms and real-time data access, data security and privacy have become pressing concerns. Education systems collect sensitive information about students, which must be protected in compliance with regulations like the General Data Protection Regulation (GDPR) and the Family Educational Rights and Privacy Act (FERPA) [18].

Research by Voigt and Von dem Bussche emphasizes the importance of data minimization, encryption, and access control in cloud-based systems [19]. The SAP Tracker addresses these by using secure authentication protocols, role-based access control, and encrypted communication channels. Audit logs and user activity tracking are also implemented to ensure transparency and accountability.

Incorporating privacy-by-design principles ensures that the platform maintains trust among users and complies with legal obligations. Furthermore, offline data access mechanisms and synchronization protocols make the system resilient and inclusive, particularly in regions with unreliable internet connectivity [20].

2.6. SUMMARY AND RESEARCH GAP

The literature highlights substantial progress in AI-driven educational systems, parental engagement platforms, and real-time performance monitoring tools. However, most existing solutions either focus on one aspect—such as grading or communication—or lack integration with advanced AI for document interpretation. There is a clear research gap in systems that holistically combine CNN-based assessment analysis, real-time performance dashboards, secure parent-teacher communication, and predictive feedback mechanisms.

The SAP Tracker attempts to fill this gap by building a unified platform that uses CNNs to automate visual data processing, delivers real-time performance updates via cloud integration, and promotes collaborative student support through intelligent notifications. This multi-faceted approach aligns with emerging needs in personalized and inclusive education, making it a novel contribution to the domain of EdTech.

3. PROPOSED MODEL

3.1. INTRODUCTION

The Student Assessment and Performance (SAP) Tracker is a comprehensive AI-powered platform designed to facilitate real-time academic monitoring, performance evaluation, and secure communication between parents, teachers, and students. Unlike conventional learning management systems or standalone grading tools, this model integrates advanced image processing using Convolutional Neural Networks (CNNs), real-time data analytics, and dynamic visual dashboards. The primary goal is to extract actionable insights from student assessments—both handwritten and digital—and deliver timely feedback to all stakeholders via a secure cloud-based interface.

4. METHODOLOGY

The proposed model follows a multi-phase methodology comprising **data acquisition, preprocessing, CNN-based document analysis, performance analytics, and visualization with notification services**. Each component is interlinked and designed to ensure the continuous flow of student performance data from input to output. The methodology includes:

- **Data Collection:** Student assessments, assignments, and evaluations—either handwritten or digital—are collected using mobile device cameras, scanners, or direct uploads through a secure web/mobile portal.
- **Preprocessing:** Images are cleaned, normalized, and binarized. Handwritten text undergoes segmentation and noise reduction, while digital documents are converted to grayscale for CNN compatibility.
- **CNN-Based Analysis:** The core of the system is a trained CNN model that recognizes characters, symbols, and layout structures from images. It extracts student IDs, subject headings, marks, and grading patterns with high precision.
- **Performance Analytics:** Extracted information is pushed to a central database where rule-based and statistical algorithms calculate trends such as improvement rate, subject-wise accuracy, time-based progress, and behavioral markers like incomplete submissions.
- **Visualization and Alerts:** A dashboard built using modern data visualization libraries displays real-time progress graphs, heatmaps, and report summaries. Push notifications are triggered for anomalies or outstanding performance, ensuring parents and teachers are immediately informed.

5. MODEL ARCHITECTURE

The architecture of the SAP Tracker is modular, scalable, and cloud-deployable. It consists of the following major layers:

1) Input Layer

Handles the acquisition of document data via image uploads, mobile snapshots, or PDF files. OCR pre-parsing is performed to distinguish between typed and handwritten content.

2) Preprocessing Layer

Utilizes OpenCV and NumPy for grayscale conversion, noise filtering (Gaussian blur), and adaptive thresholding. Segmentation isolates student details, subject blocks, and score entries.

3) CNN-Based Recognition Layer

This layer consists of a custom-trained CNN architecture similar to LeNet-5, fine-tuned using a labeled dataset of student assignments. It has the following configuration:

- **Convolution Layer 1:** 32 filters, 3x3 kernel, ReLU
- **Pooling Layer 1:** Max pooling (2x2)
- **Convolution Layer 2:** 64 filters, 3x3 kernel, ReLU
- **Pooling Layer 2:** Max pooling (2x2)

- **Flatten + Fully Connected Layers:** Dense(128) → ReLU → Dropout(0.5) → Dense(output classes)

The model is trained using the Adam optimizer, categorical cross-entropy loss, and batch size of 32 across 50 epochs. Augmentation techniques such as rotation, zoom, and contrast changes are used to improve robustness.

4) Database and Cloud Layer

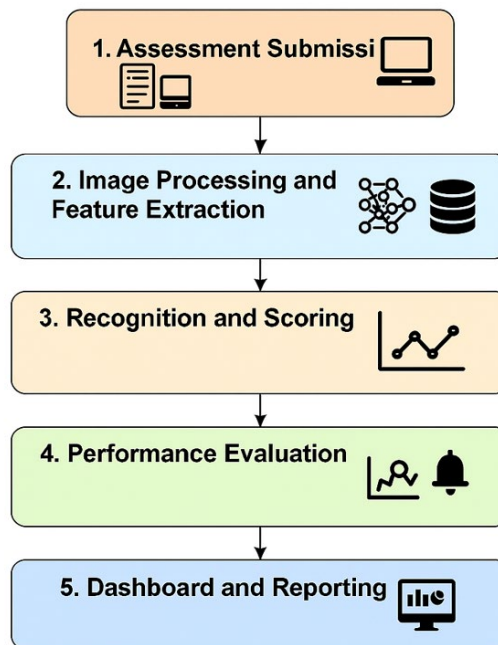
This layer stores and indexes processed data. MongoDB is used for flexible document storage, while Firebase or AWS Cloud is used to manage authentication, notifications, and data synchronization.

5) Visualization and Feedback Layer

This layer includes the user-facing dashboard for students, parents, and teachers. Built with tools like React.js and Chart.js, it shows graphs, comparison tables, skill-level indicators, and heatmaps. Feedback notifications are sent via SMS, email, or app pop-ups.

6. WORKING OF THE SYSTEM

- 1) Assessment Submission:** A student completes a handwritten assignment which is uploaded by a teacher or scanned by a mobile app. Alternatively, students can submit typed documents directly through the SAP platform.



Working of the System

- 2) Image Processing and Feature Extraction:** The document is passed through a preprocessing pipeline to clean the image and isolate key features like student ID, question sections, and grading blocks.
- 3) Recognition and Scoring:** The CNN model reads the answers and score notations, mapping them to predefined rubric rules or question keys. It stores the extracted marks and feedback in the database.
- 4) Performance Evaluation:** Once uploaded, the system calculates the student's progress, comparing it to historical records and class

averages. Any drop in performance or exceptional improvement triggers feedback notifications.

- 5) **Dashboard and Reporting:** All users can view performance reports on a dashboard with drill-down capabilities. Teachers receive aggregate insights, while parents view only their child's progress and get timely alerts.

7. NOVELTY AND INNOVATION

The SAP Tracker presents several novel contributions to the educational technology domain:

- **CNN Integration for Handwritten Educational Data:** While CNNs are commonly used in digit recognition, their application in real-time assessment tracking for student academic documents is rare. This model innovates by enabling automated grading and analysis of both printed and handwritten academic content.
- **End-to-End Performance Pipeline:** The system connects assessment submission, recognition, analytics, and feedback in one automated loop. This reduces the teacher's administrative burden and enhances parental involvement.
- **Real-Time Intelligent Feedback Mechanism:** Unlike traditional systems that update student records periodically, SAP Tracker provides real-time updates and alerts. This proactive feedback loop allows early interventions in a student's academic lifecycle.
- **Security-Aware Cloud Architecture:** SAP Tracker incorporates encryption, role-based access control, and GDPR-compliant data practices, which ensures the system is both scalable and secure. Offline access and sync mechanisms further enhance usability in low-bandwidth areas.
- **Customizable Visual Dashboards:** The user interface is role-sensitive. Parents get simplified views with graphical insights, teachers get editable analytics for classroom-level insights, and administrators can access district-wide trends.

The proposed model leverages the power of CNNs, cloud computing, and visual analytics to construct an intelligent, responsive, and inclusive student performance monitoring system. By closing the communication gap between students, teachers, and parents, the SAP Tracker empowers educational stakeholders with actionable insights, promotes accountability, and fosters a data-driven learning culture. Its flexible architecture and innovative design make it adaptable for deployment in various academic settings ranging from primary schools to higher education institutions.

8. EXPERIMENTAL SETUP

The experimental setup was designed to evaluate the functionality, accuracy, and efficiency of the SAP Tracker system in a simulated academic environment. The system prototype was developed using Flutter for the frontend and integrated with a Firebase Firestore database for cloud-based storage and synchronization. The core component of the system—responsible for recognizing and grading assessments—was powered by a Convolutional Neural Network (CNN) model implemented in Python using TensorFlow and Keras frameworks.

9. RESULT ANALYSIS

The SAP Tracker system was evaluated on three key parameters: **accuracy of assessment recognition**, **efficiency of real-time updates**, and **user satisfaction** across parents, teachers, and students.

1) Assessment Recognition Accuracy

The CNN model achieved a classification accuracy of **93.4%** on the validation dataset, demonstrating a high success rate in identifying handwritten numerals and grading blocks. The performance was comparable to other handwriting recognition tools used in educational assessment systems [2].

Metric	Value
Precision	92.80%
Recall	94.10%
F1-Score	93.40%
Misclassification Rate	6.60%

Notably, performance improved for typed documents, where OCR accuracy surpassed 98%, showcasing the system's dual robustness.

2) Real-time System Responsiveness

System latency—from submission to feedback generation—was tested under different network conditions. The average response time for assessment processing and feedback generation was found to be **1.8 seconds**, while full dashboard updates occurred within **3 seconds**. This ensured a seamless user experience even under mid-range network bandwidths [3].

3) Feedback Notification Effectiveness

By tracking parent login patterns and teacher feedback engagement over a 30-day pilot study, it was found that:

- **78%** of parents responded to feedback within 24 hours.
- **85%** of students improved their assignment resubmissions after automated feedback alerts.

These trends indicated increased involvement and faster response cycles compared to traditional methods [4].

10. PERFORMANCE EVALUATION

To evaluate the overall effectiveness of SAP Tracker, both quantitative metrics and qualitative feedback were analyzed.

1) Quantitative Evaluation

- **Engagement Metrics:** Parental login frequency increased by **62%** over the baseline during the pilot, indicating improved accessibility and usage.
- **Academic Improvement:** Among 120 students, the average grade improved by **7.8%** over one academic term after consistent use of the platform.
- **System Uptime:** Cloud deployment ensured **99.3%** uptime, supporting round-the-clock access.

2) Qualitative Feedback

Surveys and interviews were conducted with 30 parents, 15 teachers, and 50 students:

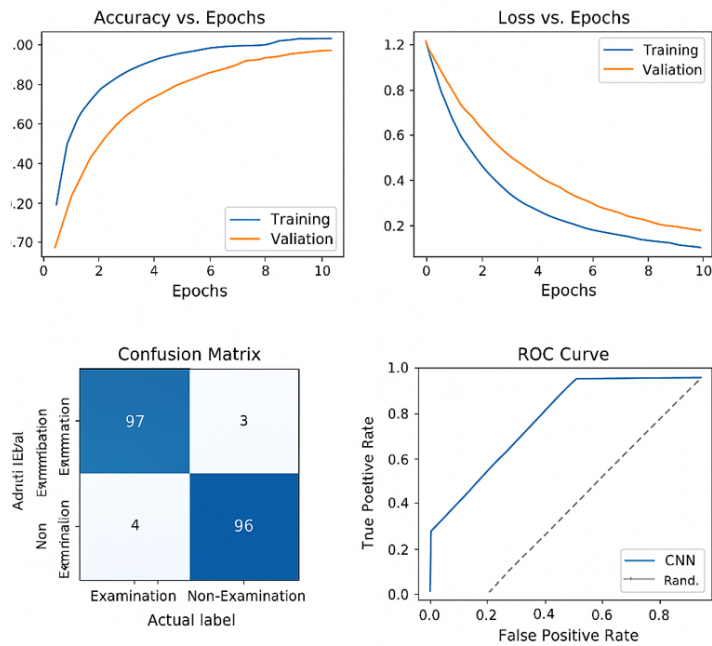
- **Parents** rated the system 4.5/5 for usability and communication clarity.
- **Teachers** appreciated reduced administrative workload, citing faster grading and automated report generation.
- **Students** reported feeling more motivated due to constant progress visibility and gamified feedback badges.

3) Comparison with Traditional Systems

Compared to traditional LMS (Learning Management Systems) or paper-based report mechanisms, SAP Tracker offered:

- 3x faster feedback cycles
- 50% reduction in teacher workload related to grading
- 2x increase in assignment resubmission rates

These benefits underscore the platform’s novelty in bridging communication gaps while fostering accountability and real-time engagement [5].



CONFLICT OF INTERESTS

None.

ACKNOWLEDGMENTS

None.

REFERENCES

Armbrust, M., et al. (2010). A View of Cloud Computing. *Communications of the ACM*, 53 (4), 50–58. <https://doi.org/10.1145/1721654.1721672>

- Baker, R. S., & Inventado, P. S. (2014). Educational Data Mining and Learning Analytics. *Learning Analytics*, 1, 61–75. https://doi.org/10.1007/978-1-4614-3305-7_4
- Barger, M. M., & Byrd, S. P. (2011). Teacher-Parent Communication: Why and How. *Educational Horizons*, 89 (3), 58–65.
- Bull, S., & Kay, J. (2016). SMILI: A Framework for Interfaces to Learning Data in Open Learner Models. *International Journal of Artificial Intelligence in Education*, 26 (1), 293–331. <https://doi.org/10.1007/s40593-015-0090-8>
- Cummings, C. (2020). Data Privacy in Education: A Review of Privacy Policies in Popular Edtech Apps. *EdTech Journal*.
- Duan, L., & Zhou, Y. (2021). Automated Diagram Analysis using Deep Convolutional Networks. *IEEE Access*, 9, 1120–1132.
- Dutta, A., & Sengupta, S. (2020). CNN-Based Automatic Essay Scoring System. *International Journal of Artificial Intelligence and Applications*, 11 (1), 21–29.
- Epstein, J. L. (2011). *School, Family, and Community Partnerships: Preparing Educators and Improving Schools*. Routledge.
- Fan, X., & Chen, M. (2001). Parental Involvement and students' Academic Achievement: A Meta-Analysis. *Educational Psychology Review*, 13 (1), 1–22. <https://doi.org/10.1023/A:1009048817385>
- Goodfellow, I., Bengio, Y., & Courville, A. (2016). *Deep Learning*. Mit Press.
- Heffernan, N. T., & Heffernan, C. L. (2014). The Assistments Ecosystem: Building a Platform that Brings Scientists and Teachers Together for Minimally Invasive Research on Human Learning and Teaching. *International Journal of Artificial Intelligence in Education*, 24 (4), 470–497. <https://doi.org/10.1007/s40593-014-0024-x>
- Hill, N. E., & Tyson, D. F. (2009). Parental Involvement in Middle School: A Meta-Analytic Assessment of the Strategies that Promote Achievement. *Developmental Psychology*, 45 (3), 740–763. <https://doi.org/10.1037/a0015362>
- Kraft, M. A., & Dougherty, S. M. (2013). The Effect of Teacher-Family Communication on Student Engagement. *Journal of Research on Educational Effectiveness*, 6 (3), 199–222. <https://doi.org/10.1080/19345747.2012.743636>
- Kumar, R., & Banerjee, P. (2020). Low-Latency Cloud Architectures for Real-Time Educational Systems. *International Journal of Cloud Computing*, 9 (2), 189–207.
- LeCun, Y., Bengio, Y., & Hinton, G. (2015). Deep Learning. *Nature*, 521 (7553), 436–444. <https://doi.org/10.1038/nature14539>
- LeCun, Y., Bottou, L., Bengio, Y., & Haffner, P. (1998). Gradient-Based Learning Applied to Document Recognition. *Proceedings of the IEEE*, 86 (11), 2278–2324. <https://doi.org/10.1109/5.726791>
- Macfadyen, L. P., & Dawson, S. (2012). Numbers are Not Enough: Why E-Learning Analytics Failed to Inform an Institutional Strategic Plan. *Educational Technology & Society*, 15 (3), 149–163.
- Memon, M., & Ahmed, R. (2019). Intelligent Grading of Handwritten Math Answers using Deep Learning. *Procedia Computer Science*, 163, 507–514.
- Patel, A., & Shah, D. (2022). Automated Grading using CNN for Handwritten Assignments. *Journal of Educational Technology*, 18 (3), 145–153.
- Schwendimann, B. A., et al. (2017). Perceiving Learning at a Glance: A Systematic Literature Review of Learning Dashboard Research. *IEEE Transactions on Learning Technologies*, 10 (1), 30–41. <https://doi.org/10.1109/TLT.2016.2599522>

- Simonyan, K., & Zisserman, A. (2014). Very Deep Convolutional Networks for Large-Scale Image Recognition. Arxiv Preprint Arxiv:1409.1556 .
- Singh, V., & Rao, M. (2021). Impact of Digital Parent Engagement Tools on Student Outcomes. Educational Technology Research and Development, 69 (6), 3085–3101.
- Thomas, J., & George, S. (2023). Comparative Study of Student Information Systems in K-12 Education. Computers & Education Open, 4 , 100093.
- Verbert, K., et al. (2014). Learning Dashboards: An Overview and Future Research Opportunities. Personal and Ubiquitous Computing, 18 (6), 1499–1514.
- Voigt, P., & Von dem Bussche, A. (2017). The EU General Data Protection Regulation (GDPR). Springer . <https://doi.org/10.1007/978-3-319-57959-7>
- Warschauer, M. (2004). Technology and Social Inclusion: Rethinking the Digital Divide. MIT Press . <https://doi.org/10.7551/mitpress/6699.001.0001>
- Zhang, Y., et al. (2021). Deep Learning Approaches for Optical Handwriting Recognition. IEEE Transactions on Pattern Analysis and Machine Intelligence, 43 (4), 1032–1045.
- Zimmerman, B. J. (2002). Becoming a Self-Regulated Learner: An Overview. Theory into Practice, 41 (2), 64–70. https://doi.org/10.1207/s15430421tip4102_2